


PH Hat

The fixture emits indirect 100% glare-free light. The light distribution depends on the angle of the shade. The shade is rose coloured on the inside, giving the light a warm tone.



Product info

Information

The fixture is tiltable.

Mounting

Cable length: 2.4m. Light control: On wall plate.

Finish

White, wet painted.

Materials

Shade: Spun steel. Wall box: Spun steel.

Sizes and weights

Width x Height x Length (mm) | 225 x 225 x 153 Max 0.8 kg

Class

Ingress protection IP20. Electric shock protection II w/o ground.

Specification notes

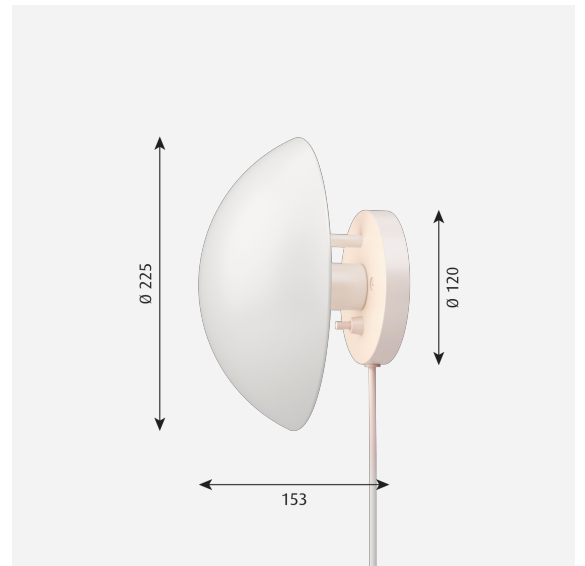
The innovation of light sources is ongoing. Consequently we only inform about the max. wattages. On www.louispoulsen.com we update a list of recommendable light sources.

Light source

1x20W E14

Information

The fixture is tiltable.



Product variants

Dimension	Light source
Ø 225	1x20W E14

Design

Poul Henningsen

Weight

0.8

Dimensions

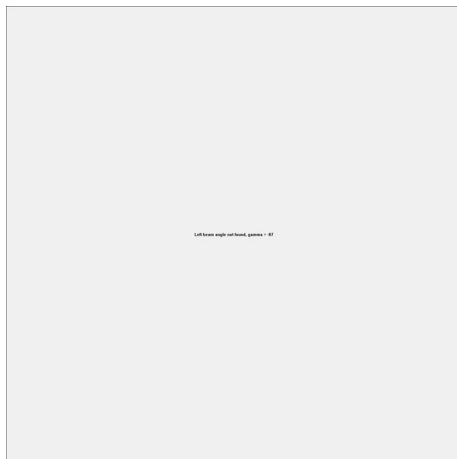
Ø 225

Finish

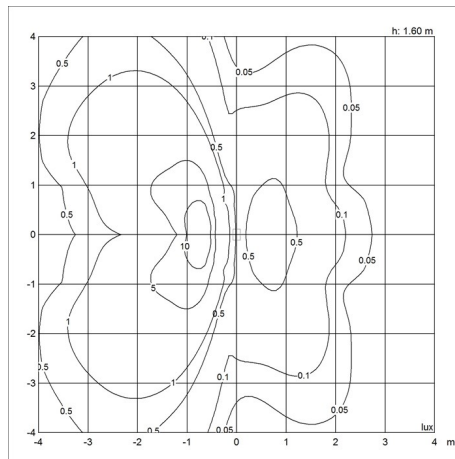
White

Light distribution diagrams

Cartesian



Isolux



Polar

